

About Pyle Blue Wave Series Woofer

Congratulations!

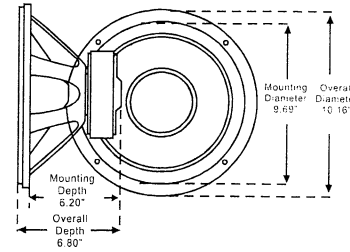
You have just purchased one of the most advanced subwoofers in the history of car audio. Pyle Blue Wave Series Woofer is the latest series, which has been designed and engineered for consistent and high performance

Let's enjoy the nice music that Blue Wave Woofer provided.

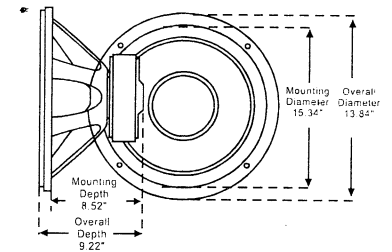
Basic Features of Pyle Blue Wave Series Woofers:

- Blue Injection-Molded Cone
- Non-fatiguing Big Rubber Suspension
- Blue Chrome-plated Steel Basket
- Bumped & Vented Extended Pole Piece
- Silver Plated Terminal
- Flat Progressive Spider
- New Wave-Like Rubber Gasket
- Rubber Magnet Boot

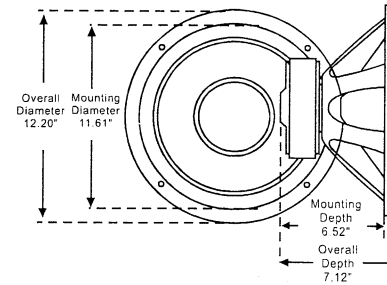
PL1090BL



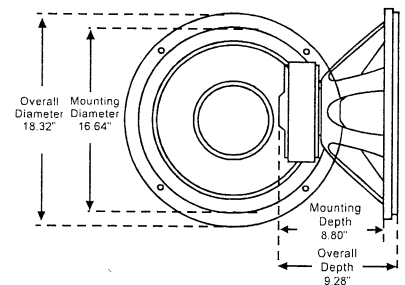
PL1590BL



PL1290BL



PL1890BL



Specification	PL1090BL	PL1290BL	PL1590BL	PL1890BL
Power (Watts Peak)	1000	1200	1400	1800
Nom. Impedance (Ohm)	4	4	4	4
Voice Coil	2.0"KSV	2.5"KSV	2.5"KSV	3.0"KSV
Magnet Structure	2X70 oz	2X90 oz	2X90 oz	2X100oz
Fs (Hz)	26.9	23.2	21.2	20
Qms	5.23	4.92	5.0	4.8
Qes	0.89	0.84	0.90	1.2
Qts	0.76	0.72	0.75	0.70
SPL (dB)	83.5	85	84	86
Vas (cuft)	2.394	4.908	5.204	6.025

Pyle Blue Wave Series Woofer continually strives to improve the performance and value of its products- all specifications are subject to change.